

Celebrating the Bilingual Children in Your Classroom!



Diana Panora
pano0823@gmail.com

Elsa Mena
elsa.pagan@upr.edu

How do you celebrate the bilingual children in your classroom?



Students, write your response!

Pear Deck Interactive Slide
Do not remove this bar

Why celebrate their achievements?

By celebrating students' achievements, whether big or small, we are building their self confidence, motivation and reinforcing their success.

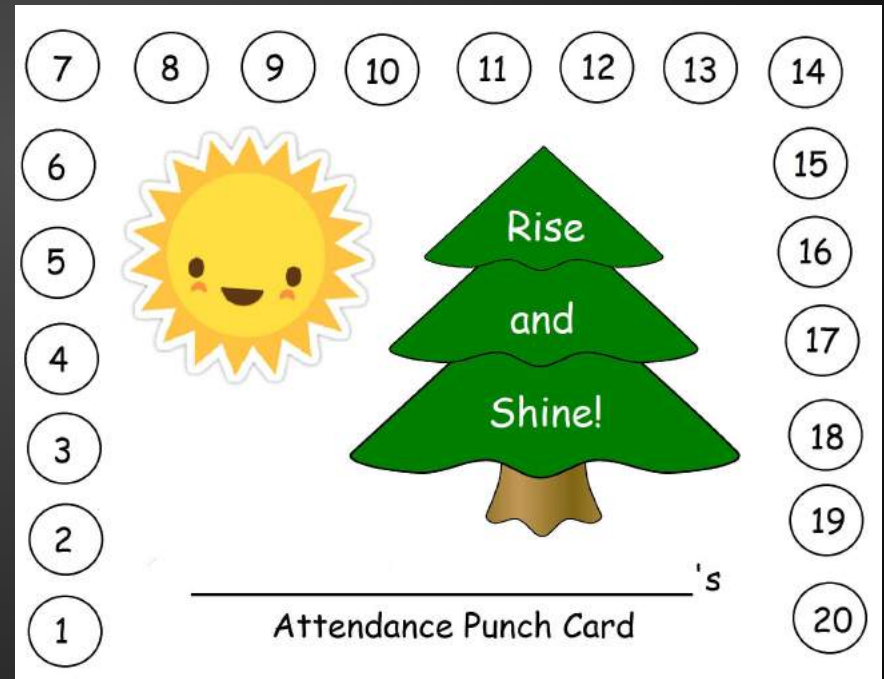


RISE & SHINE

3 Tiered approach to Battling Absenteeism:

- × *Motivate Students*
- × *Engage Parents*
- × *Support Teachers*

20 day Rise and Shine
hole punch to be
displayed inside
the classroom.



Perfect Attendance



OCTOBER

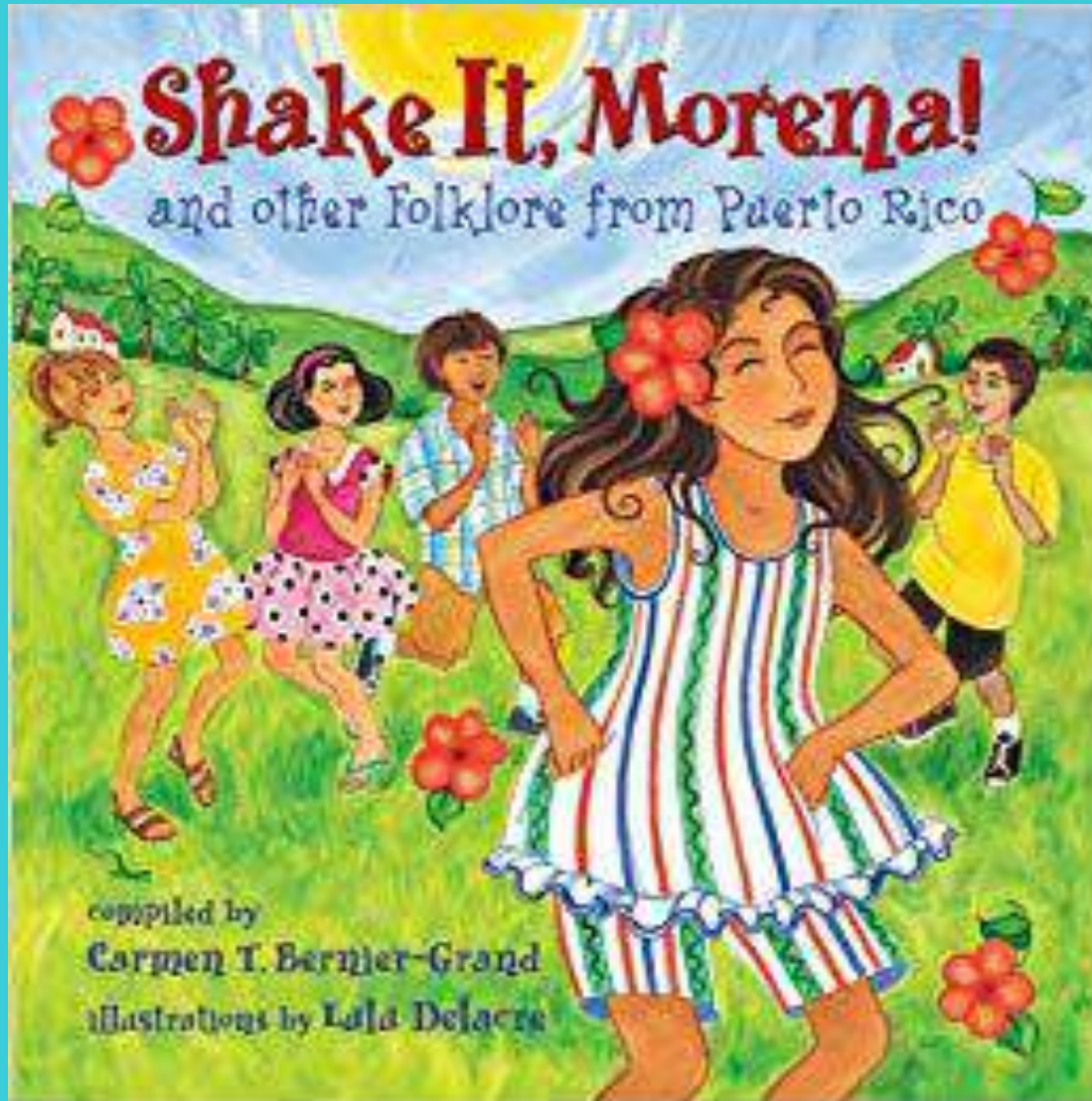
Official “Bilingual Child Month”



- Celebrate their culture and language.
 - Encouraging them to share a little about their culture through activities.
 - Parents can be part of the celebration.



Traditional Games



- Shares her good times with us.
- Songs, riddles, stories and games.
- Learn about her customs and language—all while singing and playing!

Traditional Games - Cheki Morena (PR)




YOUTUBE: <https://www.youtube.com/watch?v=iKN4RsYOhoQ>

All About our Countries



- Parents assisted students in filling out a questionnaire about their different nationalities
- Students then prepared an informative book to present to their class



Delicious Family Recipes



¡Que
delicioso!




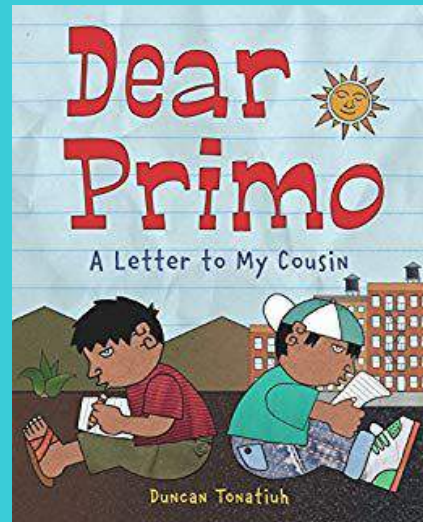



Delicious Family Recipes







Traditional Music from different cultures



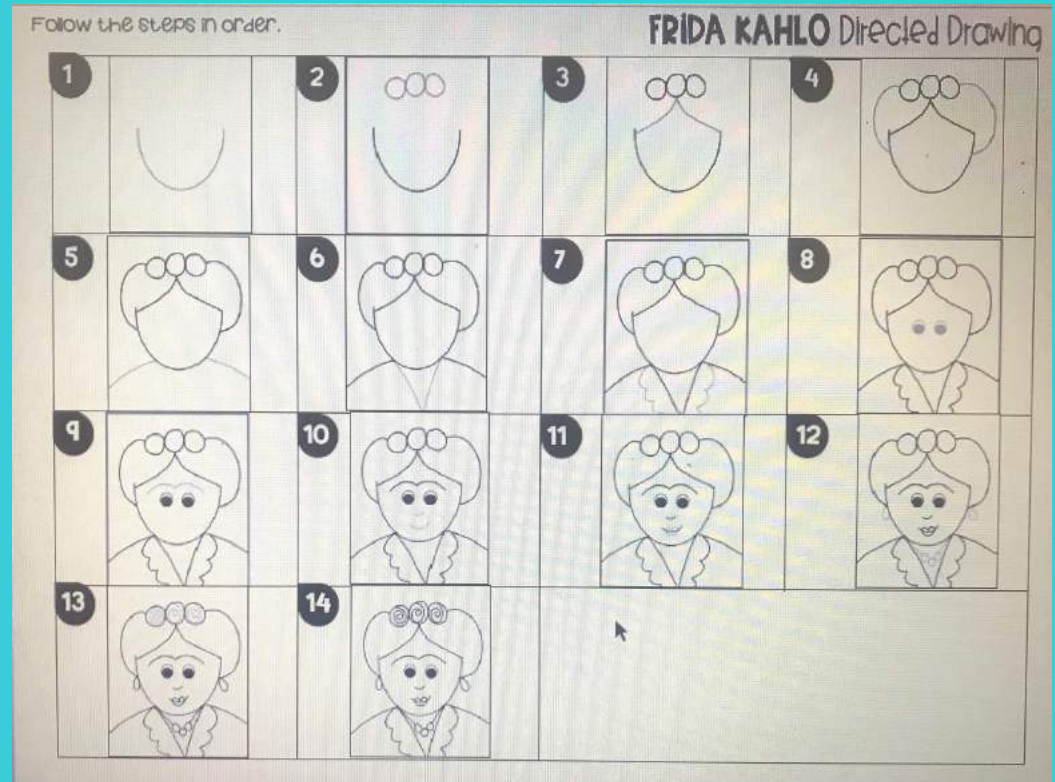
Culturally Rich Childrens' Books



Culturally Rich Childrens' Books



Directed Drawing




<https://www.teacherspayteachers.com/Product/Directed-Drawings-Hispanic-Heritage-Month-4065445>

"All About" Books


Titulo:

El día de los muertos



Escrito e Ilustrado por:

Yatziri Maya



Ellos comen Pan
de dulce y se llama
Pan de muerto
Es en forma de círculo
y es grande.



Les Ponon Velas
Y Flores de
Color a la vainilla.



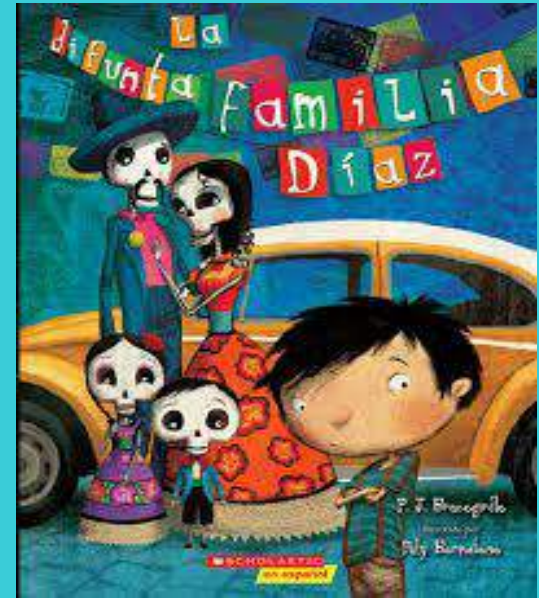
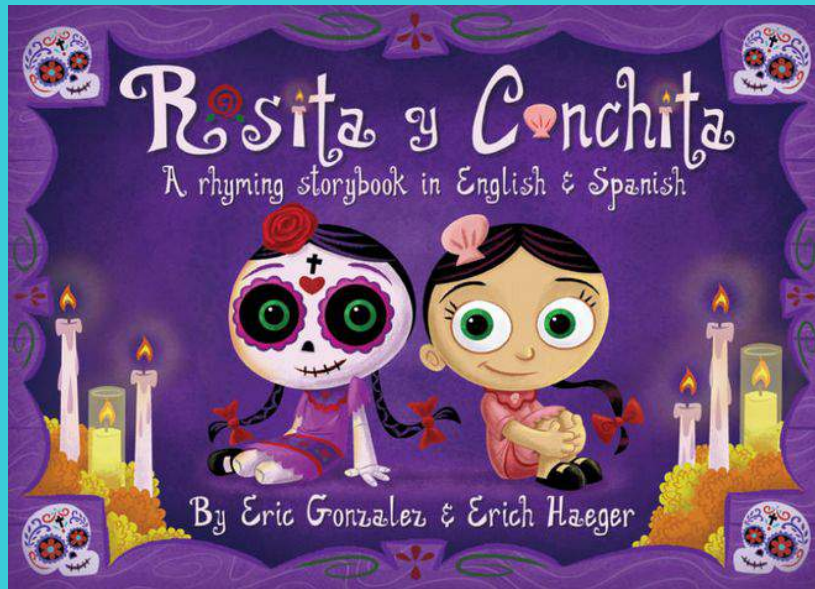
Para mi Primo Ostin Porque le
gusta el día de los muertos.



NOVEMBER

- Dia de los Muertos
 - Sugar skulls
 - Coco movie
 - Pan de muerto
- Election Day
 - Voting booth
- 50th Day of School
 - How to make
 - Music

Culturally Rich Childrens' Books




Dia de los Muertos



- Students learned about Day of the Dead.
- Then created their own sugar skulls as part of learning about Day of the Dead. Step by step instructions.




Dia de los Muertos





The **Coco** movie is a fun way to spice up your lessons and learning . . .

-Students learned about the importance of Election day.

-Students were able to “vote” for a snack for our Election day celebration



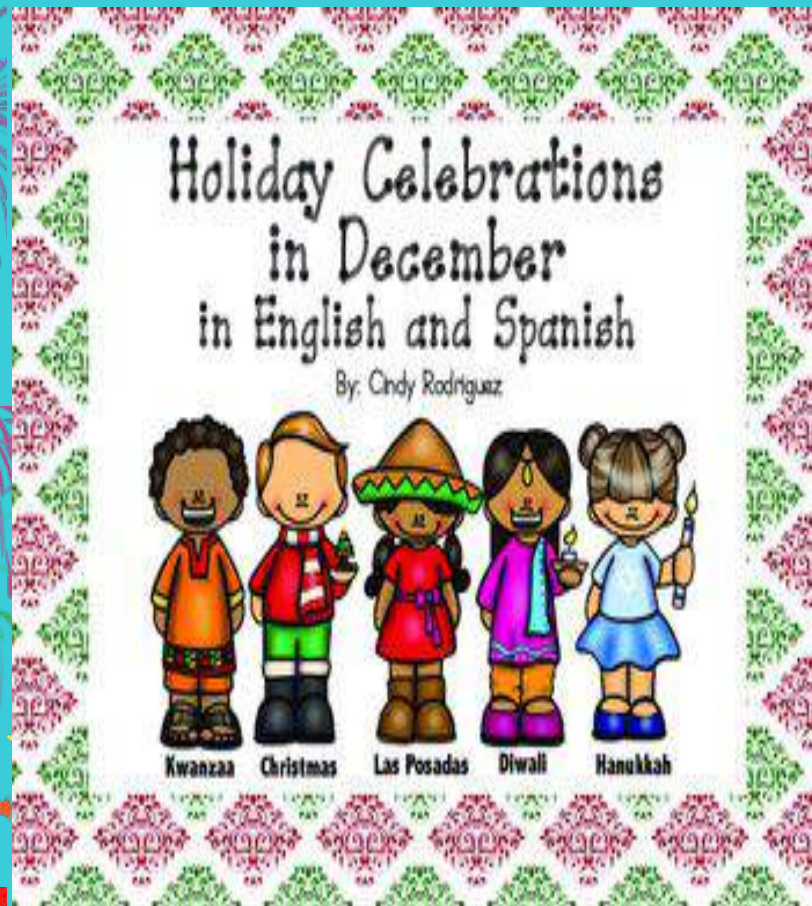
There are many ways to have big time fun on this special day, and with just a little preparation, you and your students will be twisting, shouting, and learning 1950s-style.



DECEMBER






- Holidays Celebration Around the World
 - Santa Claus
 - Las Posadas
 - Hanukkah
 - Latkes - ESL
 - Kwanzaa





Students read about the different celebrations around the world and showcased each holiday with a craft around the room

Culturally Rich Childrens' Books





ESL - students learned how to make latkes.
-Potato pancakes, or latkes, are traditional food for Hanukkah.

JANUARY

- Three Wise King:





The holiday celebrates the biblical tale in which the three wise men, visit baby Jesus after his birth.



Middle School students visited Spruce Street School to read to children about the Reyes Magos tradition in Mexico.

The three wise men deliver presents to students at Spruce Street Elementary.






FEBRUARY

- 100th day of school

-It is a major accomplishment and a great one to celebrate with the children. It is also a great day to reinforce, practice and build student number sense to 100.








March

- Read Across America: NEA's **Read Across America** is an annual reading motivation and awareness program that calls for every child in every community to celebrate **reading** on March 2, the birthday of beloved children's author Dr. Seuss.



Read Across America



Our principal reading a book for Read Across America.

May / June



As an end of the year celebration, we hold a 1st grade promotion ceremony in which students receive special medals and gift baskets to celebrate their overall achievements.




Monthly Family Projects

- The purpose of monthly family projects is to involve families in their child's education and encourage them to work together creatively at home.
- The projects can be used to create a bulletin board display in the classroom or hallway. Parents and students love to see their projects on display. Displaying the projects also gives parents and students ideas for materials they can use in future projects.

Monthly Family Projects



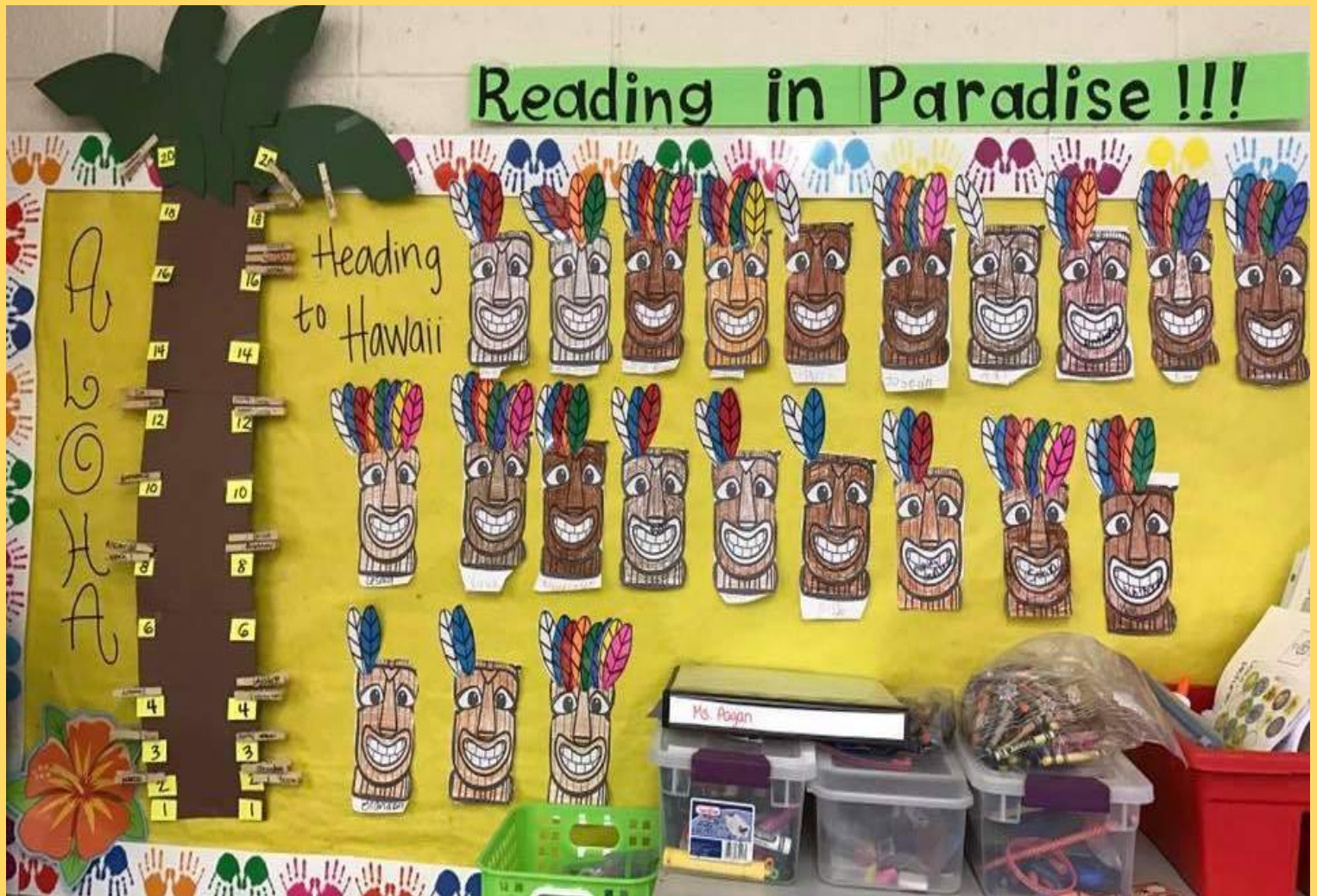
Reading



-Using the superhero theme and the EDL/DRA levels students are moved up as they move up on levels.

-The visual can **motivate** students to help **increase their stamina** and also help the teacher easily keep track of students levels.

Reading



Reading



¡Felicidades!

ha progresado a un nuevo

NIVEL DE LECTURA

E



Tu estás leyendo en el:
Nivel E

Te has ganado 5 plumas.


Maestra: _____
Fecha: _____




Register for...



Reading



Reading



-Program
called **BELTS**
(Bright and
Eager
Learners
Thrilled to be
Successful)

BELTS

- Students move up levels as they show success in reading high fluency words and read leveled readers.
- Students earn a different colored karate belt as they progress through different leveled materials developed by the teacher.
- A belt certificate is sent home.





Favorite Book Fair

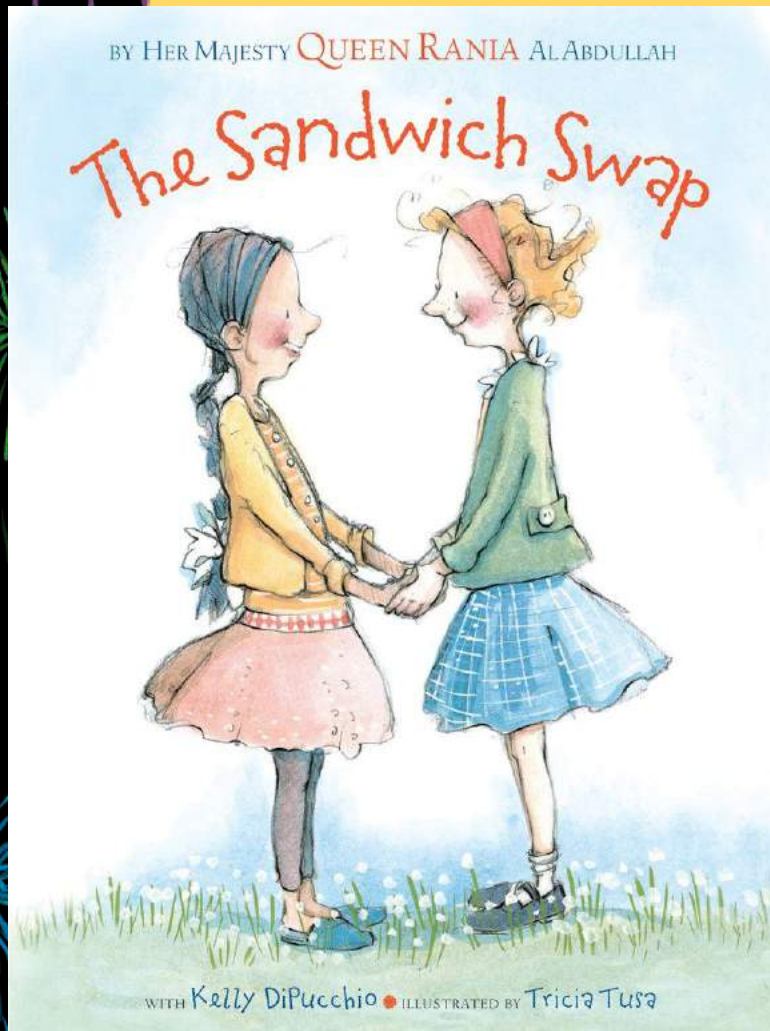
-Teachers will come in one evening to share their favorite book with the community and do a project with the students to promote a love for books with the students and do a quick activity.

The image consists of three vertical panels, each showing a different section of a fireworks display against a black night sky. The top panel features large, vibrant red and green fireworks exploding in a starburst pattern. The middle panel shows yellow and green fireworks, with several small, colorful stars (red, purple, blue, green) scattered across the lower portion. The bottom panel displays blue and yellow fireworks, also with scattered colorful stars. The overall effect is a dynamic and colorful celebration.




-They **CELEBRATE** after every ten books they read and analyze together.

The Sandwich Swap



The Sandwich Swap

Classroom Luncheon



In the story, Lily and Salma are best friends but they have different tastes in sandwiches. They think the other girl's sandwich is gross which causes a food fight and almost ends their friendship, but in the end they learn that they actually like each other's sandwich when they give it a try!

Your Task: Think about a sandwich that represents you or is a favorite of your family or culture. Then prepare a tray of these mini sandwiches for the class (they can be regular size cut into smaller pieces like fourths).

We will be having our own classroom sandwich swap, just like in the story, during lunchtime on _____.

The Sandwich Swap





Swimming into Nonfiction



March 11, 2019

Dear Mayor,

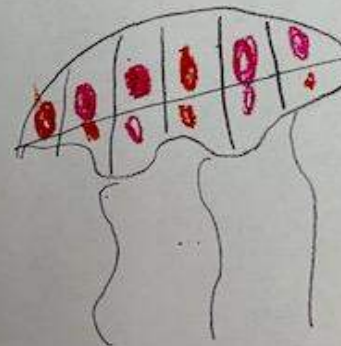
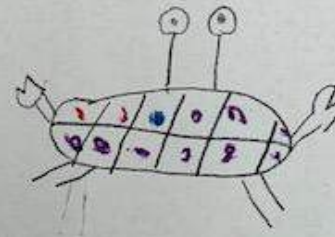
There is so much garbage polluting the ocean and beaches. A lot of sea life and birds are getting sick and dying from eating plastic. Sea turtles and other sea life think plastic is jellyfish and when they eat it they die. We have a great way to save these animals! On a program called Mystery Science we saw someone created a huge recycling garbage can shaped like a fish. We think if there were fun garbage cans on our beaches more people will want to recycle their plastic. This will help the sea life and animals in New Jersey. We have designed some ideas. Can you have these types of fun recycling cans put on the beaches to help save the sea turtles and other living thing?

Sincerely,

Irvin

90 Spruce Street

Lakewood, NJ 08701



Writing




Writing

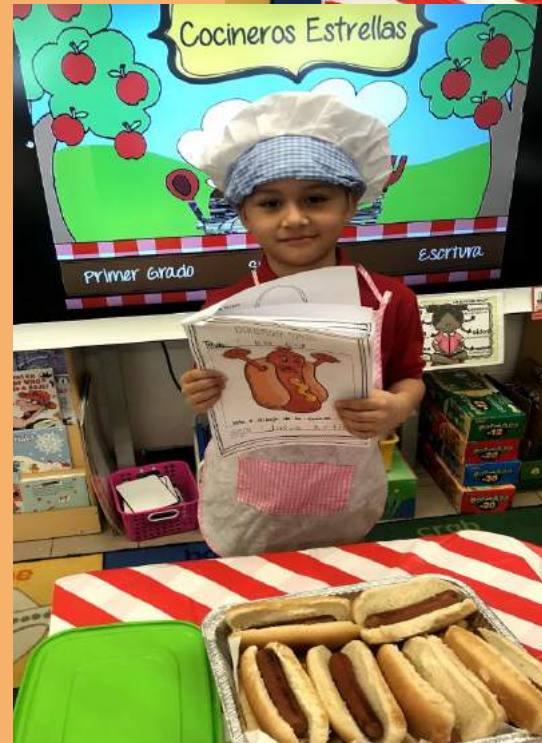


We finally got all our stories published. It was time to celebrate! I wrote up an invitation for parents, and students practiced reading their stories aloud with fluency and expression. Finally the big day arrived! I provided popcorn and juice and we all gathered around to listen to each story. They sure were nervous but I was so proud of them!

Writing



Mini Chefs



HOW TO

Título: Po Hot Dog




Foto o dibujo de la comida

By: Josue Artiga

Student Sample

Paso # 3



→ Tercer Paso

Después abrimos la bolsa de pan y agregamos mayonesa y también la salchicha al pan.

Material



Great Value

White Hot Dog Buns



Pan

1 Salchicha

Mayonesa

Ketchup

Paso # 1




→ Primer Paso:

lavarse las manos con agua y mucho jabón.



Writing



All About Books



To end our All about writing unit, we had a picnic-like celebration in where students were able to share some food and talk about the books they created.

LEADER IN ME...

Schools work to put children at the center of the goal-setting process, empowering them to set and achieve goals, both academically and personally.




Bulletin Board & Door Decor



Bulletin Board & Door Decor



Celebrate their
Achievements, be Proud
of their Accomplishments



What is Small to you, may
be Huge to them.

References:

Colorin Colorado. (no date). Learning about Your Students' Backgrounds.
<http://www.colorincolorado.org/article/learning-about-your-students-backgrounds>

Fox, L (2015). Celebration: The Internal Motivator for Student Achievement
<https://www.leaderinme.org/blog/celebration-the-internal-motivator-for-student-achievement/>

Teaching Channel. (2018). Get Students Excited About Learning: Celebrate Accomplishments.
<https://www.teachingchannel.org/video/celebrate-accomplishments-dreme>

Younghans, M. (2016). Recognizing Student Success: Creating a Positive Culture for Students.
<http://blog.nassp.org/2016/08/30/recognizing-student-success-creating-a-positive-culture-for-students/>