

Co-Teaching 101

Our Co-Teaching Reflections at Franklin High School

Maureen Guzman & Craig Lewis
mguzman@franklinboe.org
clewis@franklinboe.org



"Paul and I are gearing up to team-teach another course."

Silent Do now: 5/30/19


Political Cartoon Analysis

1. Describe the picture's key symbols, people, actions and words.

(What do you literally see?)

1. What historical event does this refer to and how do you know?
2. What do you think is the central message of the cartoon?

(Why did they make this?)



Who is Who?



Who is the content Teacher?

Who is the English/ESL Teacher?

Who is the “push-in”?

Here's to having a great co-teacher by your side as you loose your stuff. Going crazy alone is just not as much fun.



Maureen Guzman

18 years Teaching
and
10 Years Co-teaching

Craig Lewis

5 years Teaching
and
4 Years Co-teaching

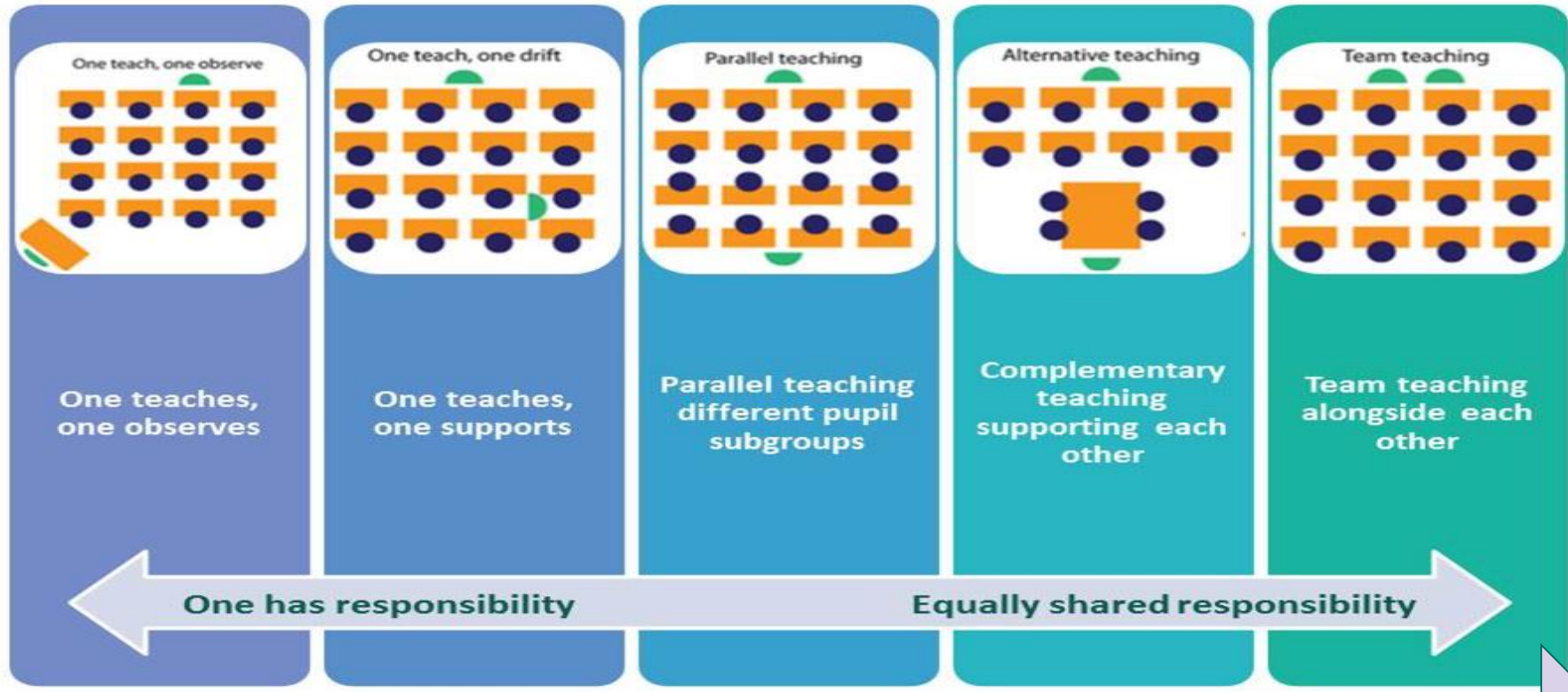
Our District...Our School....

Franklin Township-Franklin High School

Recently awarded for
the second time,
Model ESL program
status by the NJ
Dept. of Education!



Models for Co-teaching



Philosophical Agreement → Level of Trust → Time Allocation → **PLANNING** → Curriculum Knowledge

Often times, you will move through 2-3 of these models in each lesson


Warm-Up

Direct Instruction


Stations

Closing Activity


One teach, one drift




Team teaching



Station teaching

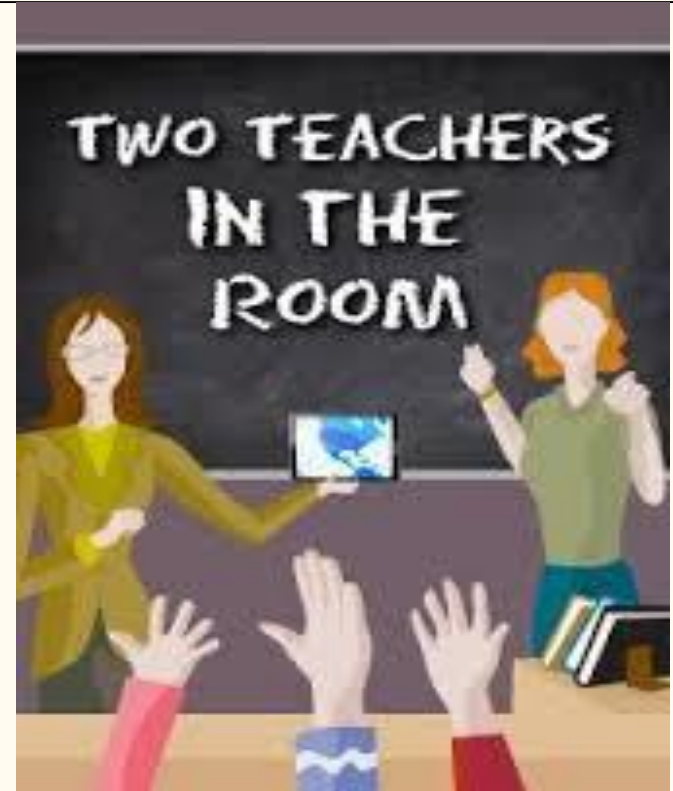


Team teaching



Based on our experience...

Team Teaching tends to be the most effective model of teaching.

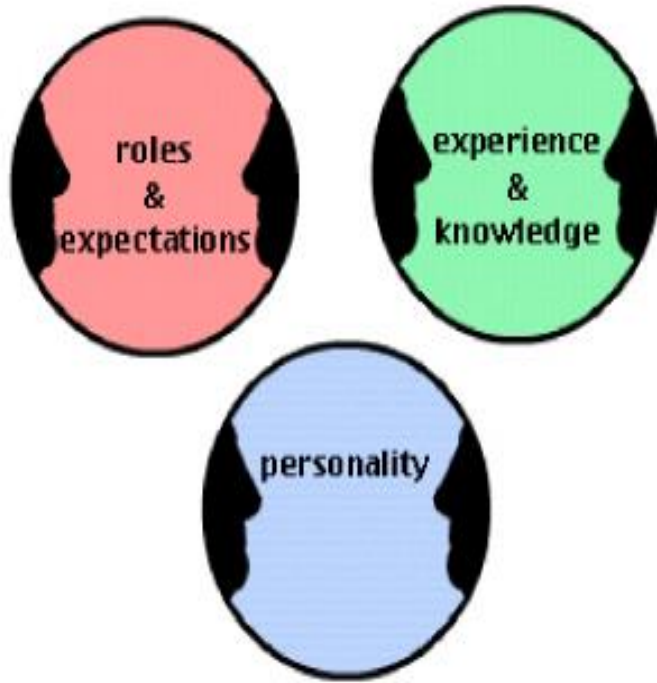


Team Teaching

Think-Pair-Share (Turn and Talk)

- First, **PREDICT** what you foresee as possible pros and cons to team teaching.
 - If you have already done team teaching, **REFLECT** on the pros and cons. Do this with a partner.
- Second, create a comprehensive list of the pros and cons, no repeats!
- Finally, we will share our findings.


Team Teaching



Pros:

- Creativity and innovation present in the lesson
- Ability to take risks and feel supported
- Students do not feel segregated, singled out, or unvalued by one teacher

Team Teaching



Team Teaching


Cons:

- Greatest amount of trust and commitment
 - Most difficult to implement
 - Most amount of time required initially
-

What are the roles of the content teacher and the Language (ESL) Teacher?

- ★ Individually, write down or think about what your roles are in the classroom.
- ★ Then, write down or think about what you believe are the roles of your co-teacher(s).
- ★ **Do not share your lists with each other!**

Are you ready to compare your lists?



- ★ Compare your lists.
- ★ Have a short discussion about what differences appear on your lists.

All Excellent Co-Teaching Requires:



typing lesson
← plans
in September

typing lesson
plans →
in November



★ Shared Responsibility in the Classroom

Students should acknowledge both teachers as instructional experts of this classroom

★ Clarification of Roles

★ Time Commitment in Planning (“Time is always an issue...!”)

Time is always an issue...!!!



“I’d like to schedule a time-management seminar on my calendar...as soon as I can find time to buy a calendar!”

What happens if you go into a classroom where you are not familiar or comfortable with the content?



ALL OF THESE SHOULD STILL OCCUR...

★ **Shared Responsibility in the Classroom**

Students should acknowledge both teachers as instructional experts of this classroom

★ **Clarification of Roles**

★ **Time Commitment in Planning**

ADD ONE COMPONENT...

BECOME KNOWLEDGEABLE IN THE
CONTENT AREA!!

What happens when you just don't get along?

Discuss with a person near you and write down three (3) things you can do to make your classroom work, despite having differences with a co-teacher.



What happens when you just don't get along?

Strategies:

- ★ Set boundaries on time and space
 - Make appointments to co-plan
 - Decide when is appropriate and inappropriate to communicate
- ★ Script lessons for equal timing in front of the room
- ★ Divide grading evenly-- discuss how grading is done
 - Do not separate by the “kind” of student



What happens when you just don't get along?

Strategies:

4. Discuss roles for each lesson and activity
5. Expectations
 - a. Decide on expectations for each other
 - b. Decide on expectations for students
 - c. Decide on expectations for discipline



These conversations can be uncomfortable, but they can not be avoided!
At the end of the day, the students come first!

kahoot

- 1) If you have a Smartphone (or share with someone else!) go to:
www.kahoot.it
- 2) Enter the pin that shows up on the screen
- 3) Type in a Nickname and watch it appear on the screen!
- 4) When the question appears on the screen, select the corresponding answer on your phone.

Q

&

A

